

VITARA



 **SUZUKI**

It's time to play

When you're in the mood for fun, the Vitara is ready to deliver! Sporting bold good looks and packed with smart technology, this versatile SUV once again sets the bar for on and off-road performance, ease of use, and exceptional fuel efficiency.





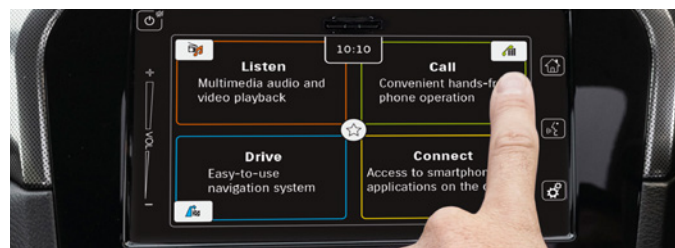
Extra points for style

When you look good you feel good - and the Vitara is stunning from every angle. Its bold design combines rugged SUV presence with refined 17-inch alloy wheels, sparkling LED daytime running lamps, and rear privacy glass to make it the epitome of sophisticated urban chic.



Comfort and convenience

Whether you're heading to work or play, driving the Vitara is pure pleasure. Elegant lines, subtle curves, and chrome contrasts tie together the Vitara's unique interior styling while the leather bound steering wheel integrates audio, Bluetooth®, cruise, and speed limiter controls for ultimate ease of use.




7-INCH TOUCHSCREEN

To keep you entertained and informed the Vitara has a centrally located 7-inch touchscreen display. This features a voice-activated audio, navigation system, smartphone connectivity, and a reverse camera.

BLUETOOTH AND USB

Bluetooth® lets you connect wirelessly to your music and contacts on your smartphone. You can answer calls while you're travelling or change tracks without taking your hands off the wheel. You can also connect your smartphone or device via USB.

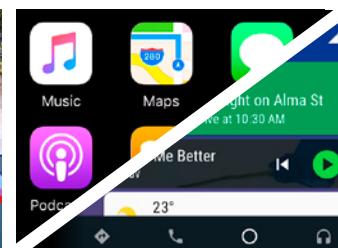


REVERSE CAMERA

Now you can reverse safely without having to twist around in your seat. It makes parking easier and can be a lifesaver when kids or animals are around.

SATELLITE NAVIGATION

To help you get where you're going – or explore the road less travelled, the Vitara has a built-in satellite navigation system with easy to follow maps.



APPLE CARPLAY

Make phone calls, access your music, send and receive messages, and get directions using voice command or touchscreen.

ANDROID AUTO™

Puts Google Maps™, Google Search™ and other Google services at your fingertips.



4.2-INCH COLOUR DISPLAY

Set directly ahead of you between the speedometer and tachometer is a digital LCD screen that displays key driving information. This includes drive mode, engine output, torque, driving range, fuel consumption, trip details, and ALLGRIP mode (AWD only).



CLIMATE AIR CONDITIONING

Climate air conditioning ensures every journey is a comfortable one. Dial in your desired temperature quickly and easily with digital accuracy. There's even a special pollen filter that removes dust and other particles so you can breathe easy – especially useful when you're out exploring the countryside.



CRUISE CONTROL AND SPEED LIMITER

Cruise control maintains your speed to a set level, while the speed limiter function allows you to set a maximum speed for safe driving.



KEYLESS ENTRY AND START

Unlock the Vitara by pressing a button on the door handle and start the car with the key safely in your bag or pocket. It's more secure than a regular key, preventing you from locking yourself out.



Play it safe

Having fun shouldn't be a risky business and the Vitara has been designed with your safety in mind. Thanks to a combination of TECT body design, 7 airbags and a suite of electronic systems including ABS with Electronic Brakeforce Distribution and hill hold control (Auto), the Vitara offers exceptional driver and passenger protection and sports a 5 star ANCAP safety rating.



Advanced Forward Detection System

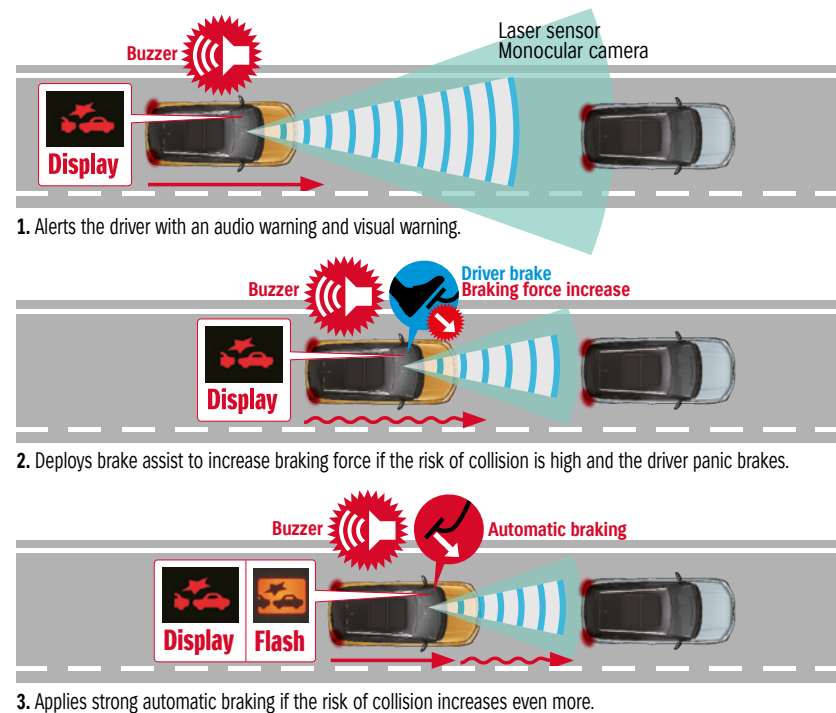
To help support your safe driving, the Vitara Turbo also comes with Suzuki's Advanced Forward Detection System.* This employs a state-of-the-art monocular camera, laser sensor, and millimetre-wave radar with the aim of aiding the driver to avoid a collision or mitigate the damage.

The Advanced Forward Detection System includes:

- Dual Sensor Brake Support (DSBS)
- Lane departure warning
- Weaving alert
- Adaptive cruise control

DUAL SENSOR BRAKE SUPPORT (DSBS)

Vitara Turbo's monocular camera 'sees' mid-to-long distance and can detect pedestrians. It also has a laser sensor for short-distances and at night. Using information from these sensors it can detect a potential collision and act accordingly.



LANE DEPARTURE WARNING

At 60 km/h or faster this feature predicts your course and if you drift, vibrates the steering wheel and gives you a visual warning (Turbo).

WEAVING ALERT

This system calculates your driving pattern and issues audio and visual warnings if it detects you're 'wandering' due to driver fatigue, for example (Turbo).

ADAPTIVE CRUISE CONTROL

The adaptive cruise control system uses millimetre-wave radar to automatically maintain your following distance depending on the setting selected and vehicle speed (Turbo).

PARKING SENSORS

Parking is safer and easier with ultrasonic sensors in the front and rear bumpers that detect obstacles and send you a warning you can both see and hear (Turbo).

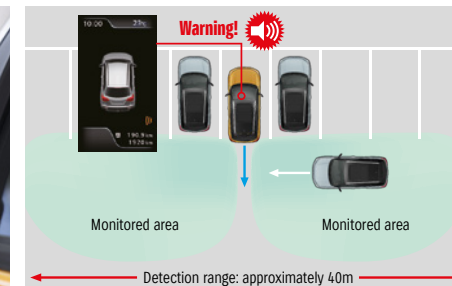
BLIND SPOT MONITOR

Lane changing at speeds above 15 km/h is made safer by two rear mounted side radar sensors capable of detecting vehicles located in or approaching the rear blind spots on either side of the vehicle. When a vehicle is detected a warning LED icon is illuminated in the exterior mirror. If the driver indicates to change lanes, a flashing LED icon is accompanied by a warning sound alert (Turbo).



REAR CROSS TRAFFIC ALERT

This assists the driver to manoeuvre more safely out of parking spaces where vision is obscured. When reversing, at speeds of up to 8 km/h, the vehicle uses two rear mounted side radar sensors to assist the driver by alerting them of approaching vehicles on either side. The driver is given both a visual alert on the multi information display and a warning sound (Turbo).



*Please do not rely on the Advanced Forward Detection System. It is only an aid and the ability to detect obstacles and lanes, and control the vehicle is limited. Always drive safely.



Power play

Nothing beats the feeling of freedom and fun that you get from the Vitara, and thanks to Suzuki's unmatched engine expertise, there's no trade-off between performance and efficiency. Boasting a 1.6 VVT or the incredible BoosterJet Turbo, the Vitara offers agile performance in the city, effortless open road cruising, and plenty of off-road muscle when it's time to play. The Vitara has all the performance and power of an SUV with the fuel efficiency you'd expect from a compact car.



1.4 BOOSTERJET TURBO

The advanced BoosterJet direct-injection turbo petrol engine delivers 20% more power and a massive 40% more torque than the 1.6 model while still achieving amazing fuel economy.

Power: 103 kW
Torque: 220 Nm
Fuel: 5.9-6.2 L/100 km combined



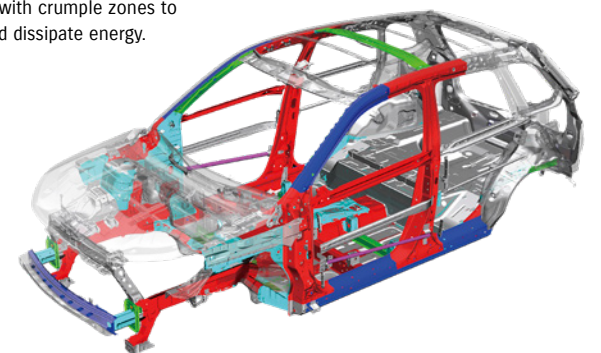
1.6 VVT

The JLX model's 1.6 VVT engine is optimized for superior fuel economy and smooth performance across the rev range.

Power: 86 kW
Torque: 156 Nm
Fuel: 5.8-6.5 L/100 km combined

TECT BODY DESIGN

The beauty of the Vitara's body goes more than skin deep. Incorporating Suzuki's TECT (Total Effective Control Technology) makes the Vitara lighter and safer with crumple zones to absorb and dissipate energy.

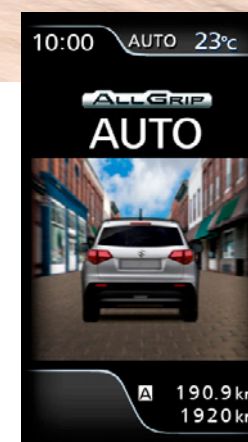


ALLGRIP
SELECT




Just push play

Feeling playful? Get out of town and leave the road behind to see the Vitara really shine! Its ALLGRIP technology maximises the performance of the transmission, engine and safety systems depending on road surfaces and driving conditions. With four ALLGRIP SELECT modes you can easily modify the Vitara's handling with a flick of a dial. So push play and navigate roads less travelled with sure-footed confidence, control, and handling.



AUTO MODE

Prioritises fuel economy in typical driving conditions and automatically switches to 4WD when it detects slippage.



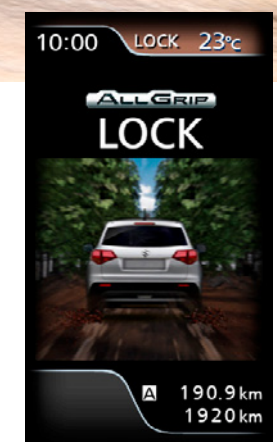
SNOW MODE

Optimal for snowy, unpaved and other slippery surfaces, the traction is enhanced during acceleration to give stability and control.



SPORT MODE

Improves cornering performance and engine response by optimizing the accelerator and torque characteristics.



LOCK MODE

For getting out of snow, mud, or sand, more torque is distributed to the rear wheels, while ESP and other control technologies are optimised to free the car.



The personal touch

No two drivers are the same, so when you're looking for a few final touches to the interior or significant exterior enhancements, there is no shortage of choice. Bring out the Vitara's bold character with the Rugged accessory range (pictured left) or add some finesses with the Urban range (pictured right). Make the Vitara truly your own.

ACCESSORIES

For the current range of optional accessories, go to suzuki.co.nz/vitara or discuss with your local Suzuki dealership.






Equipment and Specifications

INFOTAINMENT	JLX 2WD	TURBO 2WD	JLX AWD	TURBO AWD
7-inch touchscreen	●	●	●	●
Satellite navigation	●	●	●	●
Four speaker tuner/SD	●	-	●	-
Six speaker tuner/SD	-	●	-	●
Bluetooth®	●	●	●	●
Apple CarPlay and Android Auto™	●	●	●	●
USB input	●	●	●	●

INSTRUMENT PANEL				
Tachometer		●	●	●
Information display	4.2-inch colour LCD	●	●	●
	Digital clock	●	●	●
	Outside temperature gauge	●	●	●
	Fuel consumption (instant, average, range)	●	●	●
	Engine performance screens	●	●	●
	Gear position indicator (auto)	●	●	●
	ALLGRIP driving mode indicator	-	-	●
Lights-on and key reminder		●	●	●
Door-ajar warning indicator		●	●	●
Seatbelt reminder for all seating positions		●	●	●

INTERIOR				
Climate air conditioning with pollen filter		●	●	●
Keyless entry and push-button start		●	●	●
Steering wheel	Leather covered	●	●	●
	Cruise, speed limiter, phone, audio controls	●	●	●
	Tilt adjustable	●	●	●
	Telescopic adjustable	●	●	●
	Paddle shifters (auto)	●	●	●
ALLGRIP 4-mode driving dial		-	-	●
Driver's side seat height adjuster		●	●	●
60:40 split-folding rear seats		●	●	●
Adjustable head restraints x 5		●	●	●
Centre analogue clock		●	●	●
Silver interior garnishes		●	●	●
Silver louvre rings and instrument highlights		-	●	●
Seat upholstery	Fabric with contrast stitching	●	-	●
	Suede and leather with contrast stitching	-	●	●
Cabin lights	Front map, footwell, glovebox	●	●	●
	Centre cabin, lower box, vanity mirrors	●	●	●
Adjustable centre armrest with console box		●	●	●
Front door storage pockets and armrests		●	●	●
Drink holders x 4 front, 2 rear		●	●	●
Removable luggage board		●	●	●
Removable luggage area cover		●	●	●
Luggage area light		●	●	●
12V accessory socket x 1 front, 1 rear		●	●	●



JLX: Fabric with contrast stitching interior



TURBO: Suede and synthetic leather interior

SUZUKI NEW ZEALAND LIMITED 1 HEADS ROAD, WANGANUI. WWW.SUZUKI.CO.NZ

Standard and optional equipment available may vary from time to time. Some international models illustrated – please enquire at your Suzuki dealer for exact specifications. Suzuki New Zealand Ltd reserves the right to change, without notice, prices, colours, materials, equipment, specifications and models, and also to discontinue models. *ADR 81/02 results for combined cycle. Fuel consumption will vary due to factors such as vehicle condition, driving style and traffic conditions.

EXTERIOR		JLX 2WD	TURBO 2WD	JLX AWD	TURBO AWD
Styling	Chrome front grille	●	●	●	●
	Chrome front bumper garnish	●	●	●	●
	Wheel arch and lower body mouldings	●	●	●	●
	Silver roof rails	●	●	●	●
	Privacy glass (rear passenger and hatch)	●	●	●	●
Wheels	17-inch grey alloys	●	-	●	-
	17-inch polished face alloys	-	●	-	●
	Temporary spare wheel	●	●	●	●
Headlamps	Halogen projector with multi-reflector	●	●	●	●
	LED projector	-	●	-	●
	Blue accent headlamp covers	-	●	-	●
	Auto light-sensing	-	●	-	●
	Auto levelling	-	●	-	●
	LED daytime running lamps	●	●	●	●
Front fog lamps		●	●	●	●
Rear LED combination lamps		●	●	●	●
Rear reverse lamp		●	●	●	●
Door mirrors	Electrically adjustable	●	●	●	●
	Electrically folding with signal lamps	-	●	-	●
	Heated	-	●	-	●
Windscreen wipers	2-speed, variable intermittent, washer	●	●	●	●
	Auto rain-sensing	-	●	-	●
	Rear wiper with intermittent and washer	●	●	●	●

SAFETY AND SECURITY				
5-star ANCAP safety rating		●	●	●
5 year extensive warranty programme		●	●	●
5 year roadside assistance		●	●	●
Cruise control		●	-	●
Adaptive cruise control		-	●	-
Dual Sensor Brake Support		-	●	-
Lane departure warning		-	●	-
Weaving alert		-	●	-
Blind spot monitor		-	●	-
Rear cross traffic alert		-	●	-
Reverse camera		●	●	●
Parking proximity sensors x 4 front, 4 rear		-	●	-
Speed limiter		●	●	●
Hill hold control		●	●	●
Hill descent control		-	-	●
Electronic Stability Programme (ESP®)		●	●	●
ABS with EBD and brake assist		●	●	●
Brake override system		●	●	●
4-wheel disc brakes		●	●	●
Side impact beams		●	●	●
Collapsible steering column		●	●	●
Brake and clutch decoupling mechanism		●	●	●
Dual front SRS airbags		●	●	●
Driver and passenger side SRS airbags		●	●	●
Front and rear curtain SRS airbags		●	●	●
Driver's knee SRS airbag		●	●	●
Front ELR seatbelts with pretensioners and force limiters		●	●	●
Rear 3-point ELR seatbelts x 3		●	●	●
ISOFIX child seat anchorages x 2 and tether anchorages x 3		●	●	●
Child-proof rear door locks		●	●	●
Engine immobiliser		●	●	●

DIMENSIONS			2WD MODELS	AWD MODELS
Overall length	mm		4,175	
Overall width	mm		1,775	
Overall height	mm		1,610	
Wheelbase	mm		2,500	
Tread	Front	mm	1,535	
	Rear	mm	1,505	
Ground clearance	mm		185	
Minimum turning radius	m		5.2	

WEIGHTS				
Curb weight	MT / AT	min. kg	1,075 / 1,120	- / 1,185
	Turbo AT	min. kg	1,160	1,235
Gross vehicle weight	kg		1,730	

ENGINE			JLX	TURBO
Type			M16A	K14C-D1TC
Number of cylinders / valves			4 / 16	4 / 16
Piston displacement	cm3		1,586	1,373
Bore x stroke	mm		78.0 x 83.0	73.0 x 82.0
Compression ratio			11:1	9.9:1
Maximum output	kW		86@6,000 rpm	103@5,500 rpm
Maximum torque	Nm		156@4,400 rpm	220@1,500-4,000 rpm
Fuel distribution			Multipoint injection	Direct injection
Fuel type			91-98 RON	95-98 RON
Fuel consumption*	2WD combined MT / AT	L/100 km	5.8 / 6.2	- / 5.9
	AWD combined AT	L/100 km	6.5	6.2
CO2 emissions	2WD MT / AT	g/km	123 / 142	- / 138
	AWD AT	g/km	149	145

TRANSMISSION				
Type	2WD	5-speed Man	6-stage Auto	6-stage Auto
	AWD		6-stage Auto	6-stage Auto

CHASSIS		
Steering		Electric power assisted rack and pinion
Brakes	Front	Ventilated discs
	Rear	Solid discs
Suspension	Front	MacPherson strut and coil spring
	Rear	Torsion beam and coil spring
Tyres		215/55R17

CAPACITIES			
Seating capacity	Persons		5
Luggage capacity (VDA method)	Rear seats folded	Litres	710
	Rear seats raised	Litres	375
Fuel tank capacity	Litres		47
Towing capacity	Unbraked / braked	kg	600 / 1,200



ESP® is a registered trademark of Daimler AG. Bluetooth® is a registered trademark of Bluetooth SIG, Inc. For more details including iPhone models compatible with Apple CarPlay, see: <http://www.apple.com/ios/carplay>. Apple, Apple CarPlay and iPhone are trademarks of Apple Inc., registered in the U.S. and other countries. Android Auto requires the Android Auto app from Google Play, and an Android compatible smartphone running Android™ 5.0 Lollipop or higher: <https://support.google.com/androidauto>. Android and Android Auto are trademarks of Google LLC.

Vitara JLX



Cool White Pearl (ZNL)



Premium Silver 2 Metallic (ZCD)



Cosmic Black Pearl (ZCE)



Bright Red 5 (ZCF)



Atlantis Turquoise Pearl Metallic (ZQN)

Vitara Turbo



Cool White Pearl (ZNL)



Premium Silver 2 Metallic (ZCD)



Cosmic Black Pearl (ZCE)



Premium Silver 2 Metallic with Cosmic Black Pearl (A9G)



Metallic Ice Grayish Blue with Cosmic Black Pearl (DBF)



Bright Red 5 with Cosmic Black Pearl (A9H)



Solar Yellow Metallic with Cosmic Black Pearl (DBH)



Savannah Ivory Metallic with Cosmic Black Pearl (A9N)



ENJOY SUZUKI

When you buy a Suzuki, you're not just buying a car, you're joining the Suzuki family. We make some of the world's favourite compact vehicles and take great pride in the level of service and support we offer our customers. Our New Zealand dealer network is second to none and we've won more independent customer satisfaction awards than any other manufacturer.

BIG ON SMALL CARS AND SUVs

Today, as the world becomes increasingly motorised, the mantra of 'smaller, fewer, lighter, cleaner' takes on even more importance. With Suzuki's small car expertise we're leading the way with a range of small cars and SUVs designed for modern lifestyles. Featuring next-generation technology, our highly fuel-efficient compact vehicles are purpose-built for minimum environmental impact and maximum enjoyment. In New Zealand, Suzuki's new vehicle fleet is the cleanest of any mainstream brand. (2018 result for top 10 vehicle manufacturers.)

SUPPORTING OUR COMMUNITY

We support those things Kiwis care about; the organisations and worthy causes making a difference to New Zealand lives. Suzuki is honoured to get behind these passionate people and fun events which make a difference in our community.

LEUKAEMIA & BLOOD CANCER NZ

With a vision to cure and a mission to care, this amazing organisation works tirelessly helping everyday Kiwis come to terms with leukaemia, lymphoma, myeloma and related blood conditions. Last year, the frontline support services team covered more than 50,000 kilometres in their brightly coloured Suzuki Balenos and Swifts; providing patients, their family and friends with emotional and practical support.

AA DRIVING SCHOOL

With over 1.5 million members the AA is New Zealand's largest automobile club. Their driving school is one of the most respected in the country and includes programmes for drivers of all levels. Thousands of kiwis have learnt to drive or improved their skills in the school's fleet of modified dual control Swifts. Swift's 5-star safety, agility and easy handling make it the perfect choice for learners.

MAKING DRIVERS SAFER

To help make our roads safer for everyone, Fleetcoach has developed a virtual driver training programme for employers to identify, train and upskill their staff. State-of-the-art interactive videos put drivers behind the wheel of a Suzuki, allowing them to identify driving hazards and improve their road safety skills online.



REAL VALUE

Real Value isn't just about sharp pricing, it's about worry-free enjoyment of your new Suzuki and protecting its on-going value.

5 YEAR WARRANTY PACKAGE

A comprehensive 3 year/100,000 km new vehicle warranty. This covers your entire vehicle for the most important part of its lifecycle and includes a 2 year powertrain warranty extension for a total of 5 years worry-free motoring.

5 YEAR SUZUKI ASSIST

This is one of New Zealand's most comprehensive roadside assistance programmes. It has you covered all day, every day for 5 years from when you first buy your Suzuki – no matter how many kilometres you travel.

SUZUKI BENEFITS PROGRAMME

Purchasing a Suzuki gives you access to the Suzuki Benefits Programme offering a host of benefits like discounts on fuel, rental vehicles, insurance and a whole lot more.

www.suzuki.co.nz

