

# ***SWIFT***



 **SUZUKI**



## Amp-up the fun

Are you ready for this? It's the Swift you love taken to that next level. Yet again new Swift raises the safety, ups the style and maximises pure driving enjoyment. Combining dynamic performance and outstanding fuel efficiency, with advanced driver assistance technology and a light, airy cabin, you're free to navigate your life with ease. So amp up the fun – Swift is here!







## Step up your style

A style icon from every angle, the new Swift's distinctive sassy curves flow through clean lines to the floating roof. Its hidden pillar-mounted rear door handles add a sporty coupé look with 5-door practicality. Rolling on crafted 16-inch alloy wheels with LED daytime running lamps, the Swift is all about making an impact and loving the attention.





## Dial up the freedom

Light, modern, intuitive – Swift's fresh interior combines intelligent design with the latest technology to make driving easier, more fun and all about the journey. The dials and instrumentation are cleverly integrated to fit seamlessly with the race-inspired D-shaped steering wheel. So what are you waiting for? Jump in – this is where the real fun begins!

### REVERSE CAMERA

Cleverly integrated, the built-in reverse camera helps you park and reverse safely without having to twist around in your seat (GL CVT and RS)

### CLIMATE AIR CONDITIONING

A high contrast LCD display on the Swift RS makes it easy to set the automatic air conditioning. The Swift GL models are equipped with a manual air conditioner that's also simple and easy to use.

### APPLE CARPLAY AND ANDROID AUTO™

Connect your compatible smartphone via USB to make phone calls, access your music, send and receive messages and get directions, all by voice command or by tapping on the display (RS).

### HANDS FREE CALLING

Bluetooth® connectivity allows you to answer calls while you're travelling, without moving your hands from the wheel or your attention from the road.

### MULTI-FUNCTIONAL DISPLAY

The advanced central LCD display conveys a range of information, including digital clock, fuel consumption, driving range and your running speed and range. On the Swift RS this is a full colour 4-inch display.

### ADAPTIVE CRUISE CONTROL AND SPEED LIMITER

For safer and fuel efficient driving, the cruise control and speed limiter allow you to set the fixed or maximum speed of your driving. The adaptive cruise control in the Swift RS adjusts your speed automatically relative to the vehicle ahead using millimetre wave radar technology.

### KEYLESS ENTRY AND START

The Swift RS lets you unlock the vehicle by pressing a button on the door handle and start the car while the key stays safely in your pocket.





## Break out the moves

Pack your bags for an adventure in the new Swift. You'll enjoy the journey as much as the destination with its cleverly designed, roomy cabin. With ample storage spaces and flexible seating and luggage space it's perfect for getaways, shopping sprees and those pick-ups and drop-offs. Take who you want – and what you want, and have all the fun!

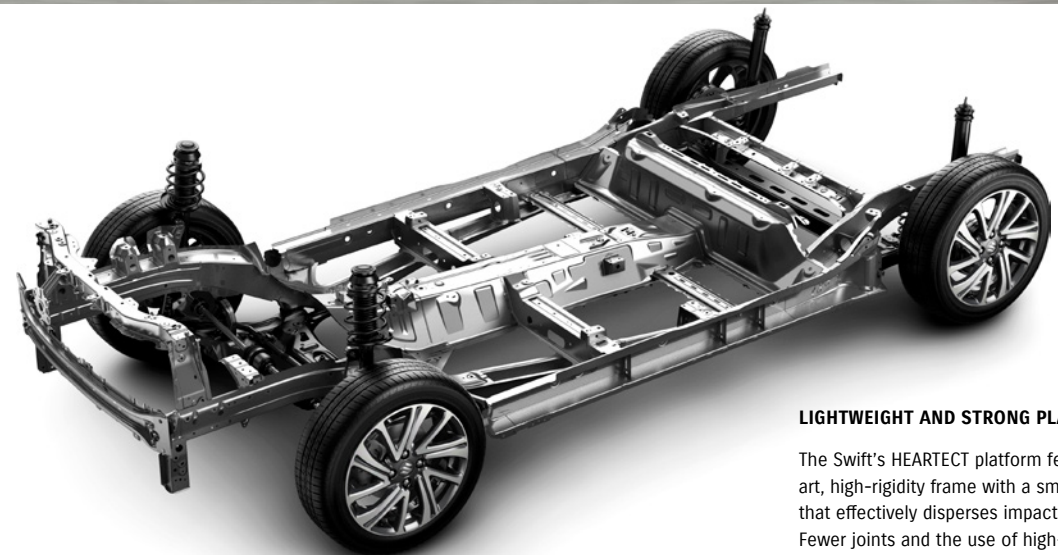






# Take it up a notch

The Swift delivers performance you can feel – quick acceleration, planted cornering and smooth suspension. It's everything you want as you face a sweeping bend or wide open road. The nimble platform combined with the powertrain responds with instant execution and extraordinary fuel economy, making Swift an absolute dream to drive.



## LIGHTWEIGHT AND STRONG PLATFORM

The Swift's HEARTECT platform features a state-of-the-art, high-rigidity frame with a smooth continuous shape that effectively disperses impact energy in a collision. Fewer joints and the use of high-tensile steel dramatically reduces the vehicle weight; improving the Swift's performance and fuel consumption.



## BOOSTERJET TURBO

The advanced 1.0 BoosterJet direct injection turbo engine of the Swift RS creates torque on par with a naturally aspirated 1.8-litre engine from low revs, making it perfect for a wide spectrum of driving situations.

**TRANSMISSION:** 6-stage automatic  
**POWER:** 82 kW **TORQUE:** 160 Nm  
**FUEL:** 5.1 L/100 km combined  
**CO2:** 119 g/km



## DUALJET VVT

The Swift GL 1.2 VVT engine is optimized for superior fuel economy and smooth performance across the rev range.

**TRANSMISSION:** 5-speed manual or CVT  
**POWER:** 66 kW **TORQUE:** 120 Nm  
**FUEL:** 4.6 – 4.8 L/100 km combined  
**CO2:** 106–110 g/km



# Raising the bar

Our busy world demands confidence and control, so prevention and detection are essential. In addition to the stronger HEARTECT chassis and the six SRS airbag system, the Swift features a host of advanced safety features and electronic driver assistance systems. The level of innovation is truly astonishing, making the interior of the Swift an extremely safe place to be.

## Advanced Forward Detection System

To help support your safe driving, the Swift RS is equipped with Suzuki's Advanced Forward Detection System\*. This employs a state-of-the-art monocular camera, laser sensor, and millimetre-wave radar with the aim of aiding the driver to avoid a collision or mitigate the damage.

The Advanced Forward Detection System includes:

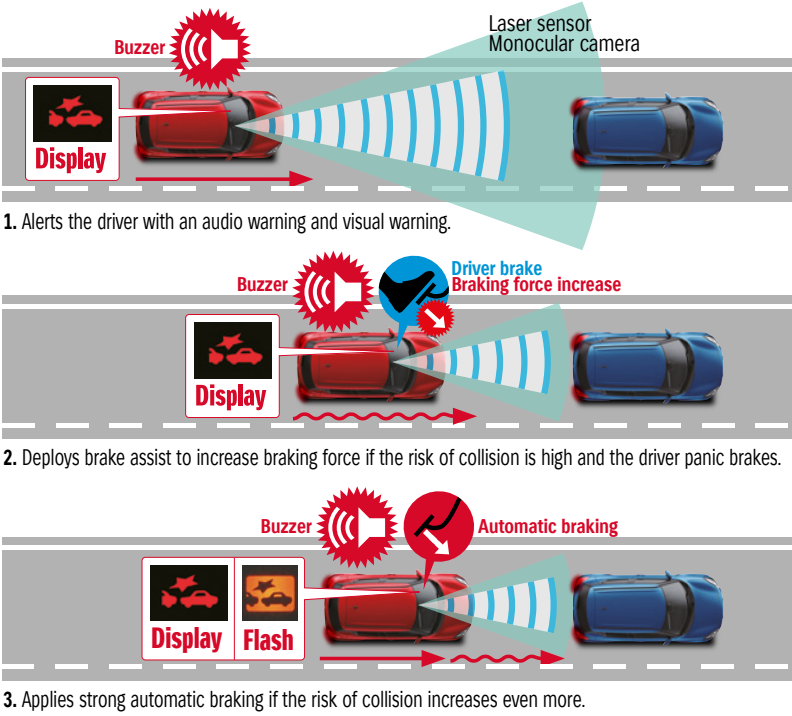
- Dual Sensor Brake Support (DSBS)
- Lane departure warning
- Weaving alert
- Adaptive cruise control
- Headlamp high beam assist

### DUAL SENSOR BRAKE SUPPORT (DSBS)

The monocular camera 'sees' mid-to-long distance and can detect pedestrians. Swift's laser sensor is for short-distances and at night. Using information from these sensors Swift can detect a potential collision and act in any of the following ways depending on the situation (RS).

### LANE DEPARTURE WARNING

At 60 km/h or faster the Swift predicts your course and if you drift, vibrates the steering wheel and gives you a visual warning (RS).



### WEAVING ALERT

This system calculates your driving pattern and issues audio and visual warnings if it detects you're 'wandering' due to driver fatigue, for example (RS).

### ADAPTIVE CRUISE CONTROL

The adaptive cruise control system uses millimetre-wave radar to automatically maintain your following distance depending on the setting selected and vehicle speed (RS).

### HEADLAMP HIGH BEAM ASSIST

At 40 km/h or faster, Swift's high beam assist can automatically switch the headlamps between high and low beam depending on the presence of other vehicles and the lighting environment (RS).

### PARKING SENSORS

Parking is safer and easier with ultrasonic sensors in the rear bumper that detect obstacles and send you a warning you can both see and hear (RS).

### ESP® AND ABS WITH EBD

When braking, the Swift automatically modulates the force applied to each wheel to provide the optimum amount of pressure and bring the car to a safe, controlled stop. There's also Electronic Stability Programme or ESP® to help you stay in control when you're cornering by counteracting under and oversteer. This also improves traction and reduces the possibility of skidding.

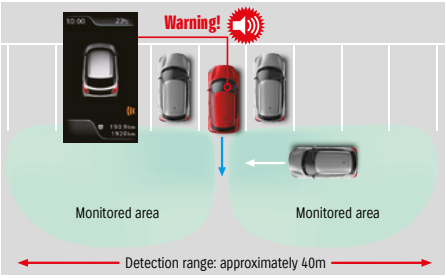
### BLIND SPOT MONITOR

Lane changing at speeds above 15 km/h is made safer by two rear mounted side radar sensors capable of detecting vehicles located in or approaching the rear blind spots on either side of the vehicle. When a vehicle is detected a warning LED icon is illuminated in the exterior mirror. If the driver indicates to change lanes, a flashing LED icon is accompanied by a warning sound alert (RS).



### REAR CROSS TRAFFIC ALERT

This assists the driver to manoeuvre more safely out of parking spaces where vision is obscured. When reversing, at speeds of up to 8 km/h, the vehicle uses two rear mounted side radar sensors to assist the driver by alerting them of approaching vehicles on either side. The driver is given both a visual alert on the multi information display and a warning sound (RS).



\*Please do not rely on the Advanced Forward Detection System. It is only an aid and the ability to detect obstacles and lanes, and control the vehicle is limited. Always drive safely.

Five star ANCAP rating applies to all Swift Auto models.







## Make it your own

Get creative and add those unique personal touches with plenty of cool accessory options available to choose from. Go wild on the exterior with front, lower side and rear spoilers, protective mouldings, contrasting body striping kits and more. Take it one step further inside with a range of subtle enhancements to make your Swift a whole lot more special.

### ACCESSORIES

For the current range of optional accessories, go to [suzuki.co.nz/swift](http://suzuki.co.nz/swift) or discuss with your local Suzuki dealership.





# SWIFT

## Equipment and Specifications

INFOTAINMENT		GL	RS
Touchscreen infotainment		CVT	●
Satellite navigation		-	●
Audio system	Four speaker Tuner/CD/MP3/WMA	MT	-
	Four speaker Tuner/MP3/WMA	CVT	-
	Six speaker Tuner/MP3/WMA	-	●
Bluetooth®		●	●
Smart phone connectivity		CVT	●
Apple Carplay® and Android Auto™		-	●
USB input		●	●

INSTRUMENT PANEL			
Tachometer		●	●
Information display	4.2-inch colour LCD	-	●
	Digital clock	●	●
	Outside temperature gauge	-	●
	Fuel consumption (instant, average, range)	●	●
	Gear position indicator	CVT	●
	Digital speed (running, average)	●	●
Lights-on and key reminder		●	●
Door ajar warning indicator		●	●
Seatbelt reminder for all seating positions		●	●
Fuel warning indicator		●	●

INTERIOR			
Air conditioning	Manual with pollen filter	●	-
	Climate control with pollen filter	-	●
Entry and start	Remote with hazard answer-back	●	-
	Keyless entry and push-button start	-	●
Steering wheel	Leather covered	●	●
	Cruise, speed limiter, phone and audio controls	●	●
	Tilt adjustable	●	●
	Telescopic adjustable	-	●
	Paddle shifters	-	●
Electric windows		●	●
Driver's side seat height adjuster		●	●
60:40 split-folding rear seats		●	●
Adjustable head restraints x 5		●	●
Assist grips x 3		●	●
Instrument panel accent	White dimple	●	-
	Silver	-	●
Fabric seat upholstery		●	●
3-postion cabin lights (on, off, fade)		●	●
Vanity mirror on both sides		●	●
Front door storage pockets and armrests		●	●
Front seatback pocket on passenger's side		●	●
Drink holders x 7		●	●
Removable luggage area cover		●	●
Luggage area light		●	●
Remote fuel lid opener		●	●

EXTERIOR		GL	RS
Chrome front grille accent		●	●
Privacy glass (rear passenger and hatch)		●	●
Wheels	16-inch silver painted alloys	●	-
	16-inch polished face alloys	-	●
Headlamps	Halogen multireflector	●	-
	LED projector	-	●
	Auto light-sensing	-	●
	Auto levelling	-	●
	LED daytime running lamps	●	●
Front fog lamps		●	●
Door mirrors	Electrically adjustable	●	●
	Electrically folding with signal lamps	-	●
	Heated	-	●
	Blind spot monitor indicator	-	●
Windscreen wipers	2-speed with variable intermittent and washer	●	●
	Rear wiper with intermittent and washer	●	●
Rear window demister		●	●
Rear centre aerial		●	●
Electromagnetic tailgate opener		●	●

SAFETY & SECURITY			
5 star ANCAP safety rating		CVT	●
5 year extensive warranty programme		●	●
5 year roadside assistance		●	●
Adaptive cruise control		-	●
Dual Sensor Brake Support		-	●
Lane departure warning		-	●
Weaving alert		-	●
Blind spot monitor		-	●
Rear cross traffic alert		-	●
Reverse camera		CVT	●
Rear parking proximity sensors		-	●
Speed limiter		●	●
Hill hold control		CVT	●
Headlamp high beam assist		-	●
Electronic Stability Programme (ESP®)		●	●
ABS with EBD and brake assist		●	●
Brake override system		●	●
Side impact beams		●	●
Collapsible steering column		●	●
Brake and clutch decoupling mechanism		●	●
Dual front SRS airbags		●	●
Driver and passenger side SRS airbags		●	●
Front and rear curtain SRS airbags		●	●
Height adjustable seatbelt anchorages (front)		●	●
Front 3-point ELR seatbelts with pretensioners and force limiters		●	●
Rear 3-point ELR seatbelts with pretensioners x 3 and force limiters x 2		●	●
ISOFIX child seat anchorages x 2 and tether anchorages x 3		●	●
Child-proof rear door locks		●	●
Engine immobiliser		●	●
Shift lock & key interlock		●	●

DIMENSIONS			GL	RS
Overall length			mm	3,845
Overall width			mm	1,735
Overall height			mm	1,495
Wheelbase			mm	2,450
Tread	Front	mm	1,520	1,525
	Rear	mm	1,520	
Ground clearance			mm	120
Minimum turning radius			m	4.8

WEIGHTS				
Curb weight (min)		kg	5MT / AUTO	855 / 905
Gross vehicle weight		kg		1,365


ENGINE				
Type		K12C with VVT		K10C DITC
Number of cylinders		4		3
Number of valves		16		12
Piston displacement		cm3	1,242	998
Bore x stroke		mm	73.0×74.2	73.0×79.5
Compression ratio		12.5:1		10.0:1
Maximum output		kW/rpm	66 / 6,000	82 / 5,500
Maximum torque		Nm/rpm	120 / 4,400	160 / 1,500-4,000
Fuel distribution		Multipoint injection		Direct injection
Fuel type		91RON		95RON
Fuel consumption	Combined MT	Litres/100 km	4.6	-
	Combined AT	Litres/100 km	4.8	5.1
CO2 emissions (NEDC)		g/km	MT / AT	106 / 110
				- / 119

TRANSMISSION			
Type	Manual	5-speed	-
	Automatic	CVT	6-stage

CHASSIS			
Steering		Rack & pinion	
Brakes	Front	Ventilated disc	
	Rear	Drum leading and trailing	Disc
Suspension	Front	MacPherson strut & coil spring	
	Rear	Torsion beam & coil spring	
Tyres		185/55R16	

CAPACITY			
Seating capacity		Persons	5
Luggage capacity	Rear seat folded	Litres	556
	(VDA Method) Rear seat raised	Litres	242
Fuel tank capacity		Litres	37

Swift GL



Burning Red Pearl Metallic (ZWP)




Speedy Blue Metallic (ZWG)



White Pearl (ZVR)




Premium Silver Metallic (ZNC)



Super Black Pearl (ZMV)

Swift RS



Burning Red Pearl Metallic (ZWP)



Speedy Blue Metallic (ZWG)




White Pearl (ZVR)



Premium Silver Metallic (ZNC)



Super Black Pearl (ZMV)



Mineral Grey Metallic (ZMW)



Speedy Blue Metallic with Super Black Pearl (C7R)



Burning Red Pearl Metallic with Super Black Pearl (D7Z)

SUZUKI NEW ZEALAND LIMITED 1 HEADS ROAD, WHANGANUI. WWW.SUZUKI.CO.NZ

Standard and optional equipment available may vary from time to time. Some international models illustrated – please enquire at your Suzuki dealer for exact specifications. Suzuki New Zealand Ltd reserves the right to change, without notice, prices, colours, materials, equipment, specifications and models, and also to discontinue models. \*Fuel consumption will vary due to factors such as vehicle condition, driving style and traffic conditions.



ANCAP  
SAFETY

TESTED  
2017 ★ ★ ★ ★ ★



ESP® is a registered trademark of Daimler AG. Bluetooth® is a registered trademark of Bluetooth SIG, Inc. For more details including iPhone models compatible with Apple CarPlay, see: <http://www.apple.com/ios/carplay>. Apple, Apple CarPlay and iPhone are trademarks of Apple Inc., registered in the U.S. and other countries. Android Auto requires the Android Auto app from Google Play, and an Android compatible smartphone running Android™ 5.0 Lollipop or higher: <https://support.google.com/androidauto>. Android and Android Auto are trademarks of Google LLC.





# ENJOY SUZUKI

When you buy a Suzuki, you're not just buying a car, you're joining the Suzuki family. We make some of the world's favourite compact vehicles and take great pride in the level of service and support we offer our customers. Our New Zealand dealer network is second to none and we've won more independent customer satisfaction awards than any other manufacturer.

## BIG ON SMALL CARS AND SUVs

Today, as the world becomes increasingly motorised, the mantra of 'smaller, fewer, lighter, cleaner' takes on even more importance. With Suzuki's small car expertise we're leading the way with a range of small cars and SUVs designed for modern lifestyles. Featuring next-generation technology, our highly fuel-efficient compact vehicles are purpose-built for minimum environmental impact and maximum enjoyment. In New Zealand, Suzuki's new vehicle fleet is the cleanest of any mainstream brand. (2020 result for top 10 vehicle manufacturers.)



## SUPPORTING OUR COMMUNITY

We support those things Kiwis care about; the organisations and worthy causes making a difference to New Zealand lives. Suzuki is honoured to get behind these passionate people and fun events which make a difference in our community.

## WHĀNAU ĀWHINA PLUNKET

Whānau Āwhina Plunket is Aotearoa's largest support service for the health and wellbeing of tamariki under-five and their whānau. They see around 85% of all newborn babies and provide free health and development checks, a 24/7 parenting helpline, and a range of local services. Support staff and nurses use a combination of Swift Hybrid and S-Cross vehicles for home visits and other business.

## LEUKAEMIA & BLOOD CANCER NZ

With a vision to cure and a mission to care, this amazing organisation works tirelessly helping everyday Kiwis come to terms with leukaemia, lymphoma, myeloma and related blood conditions. Last year, the frontline support services team covered more than 50,000 kilometres in their brightly coloured Suzuki Balenos and Swifts; providing patients, their family and friends with emotional and practical support.

## AA DRIVING SCHOOL

With over 1.5 million members the AA is New Zealand's largest automobile club. Their driving school is one of the most respected in the country and includes programmes for drivers of all levels. Thousands of kiwis have learnt to drive or improved their skills in the school's fleet of modified dual control Swifts. Swift's 5-star safety, agility and easy handling make it the perfect choice for learners.

## MAKING DRIVERS SAFER

To help make our roads safer for everyone, Fleetcoach has developed a virtual driver training programme for employers to identify, train and upskill their staff. State-of-the-art interactive videos put drivers behind the wheel of a Suzuki, allowing them to identify driving hazards and improve their road safety skills online.





# REAL VALUE

Real Value isn't just about sharp pricing, it's about worry-free enjoyment of your new Suzuki and protecting its on-going value.

## 5 YEAR WARRANTY PACKAGE

A comprehensive 3 year/100,000 km new vehicle warranty. This covers your entire vehicle for the most important part of its lifecycle and includes a 2 year powertrain warranty extension for a total of 5 years worry-free motoring.

## 5 YEAR SUZUKI ASSIST

This is one of New Zealand's most comprehensive roadside assistance programmes. It has you covered all day, every day for 5 years from when you first buy your Suzuki – no matter how many kilometres you travel.

[www.suzuki.co.nz](http://www.suzuki.co.nz)

