

S-CROSS





Free at last

Embrace the moment in the new Suzuki S-Cross. Strong, sophisticated and adventurous, this breath-taking SUV is your ticket to freedom. Let go and enjoy the superior performance and efficiency of its 6 stage auto and 1.4-litre BoosterJet turbo engine.

The horizon is wide, the opportunities endless... live and drive in the now.

Live in the present

Bold on the outside, enlightened on the inside, the new S-Cross makes a lasting impression with its self-assured SUV styling and luxurious interior. Find time for yourself within its illuminating spaciousness and feel bold and free as you hit the road on your next adventure.



DISTINCTIVE FRONT STYLING

Perfectly balanced, the piano-black grille contrasts against the chrome front emblem and centre bar. While the slimline roof rails and wind-inspired 17-inch silver alloys create a sophisticated look that sets the S-Cross apart.



LED FRONT AND REAR LIGHTING SYSTEM

The crystal-clear LED projector headlamps in the S-Cross are auto levelling, and auto light-sensing, turning on with nightfall or low light. The LED daytime running lamps, fog lamps and rear combination lamps work together to keep you visible and safe while easing the electrical usage.



INTERIOR SPACE

With its expansive cabin space and optimised visibility, take in all the views as your journey unfolds before you. Adjust the rear seats for increased personal comfort or for larger cargo space.



INTERIOR STORAGE

The S-Cross comes equipped with a host of onboard storage areas, including a multi-position luggage area, overhead console, front centre console box, an adjustable front centre armrest box for small items and a rear centre armrest with cupholders.

Embracing your inner peace

Feel the calm wash over you immediately as you relax in the S-Cross and delight in its simple serenity. With its multimedia hub, dual-zone climate control and heated seats — customise your comfort to match your mood and stay in tune with the world around you.



360° AND REVERSE CAMERA

Become one with the world around you with the 360° camera (JLX Turbo) and know your surroundings before you move. Get all-around views courtesy of four cameras, one on each side and end, including both bird's eye and 3D views.

Avoid surprises with the reverse camera, providing you with a clear picture of what's behind as you reverse without the need to twist in your seat.

INFOTAINMENT SCREEN

The 9-inch infotainment screen (7-inch in JX) is your window to the world outside and your car's mind's eye. It displays all your digital connectivity needs, including Apple CarPlay and Android Auto, fuel consumption and reverse camera, plus 360° camera and onboard Sat Nav in the JLX Turbo.

HANDSFREE CALLING

Keep your eyes and attention on the road as you travel yet still receive calls through Bluetooth connectivity.

DELUXE HEATED SEATS

You won't want to leave the S-Cross after sitting in its luxurious cabin, with seat heaters that have separate control settings for the driver and passenger. Featuring leather on the sides and a leather-effect weave design in the middle (JLX Turbo), the seats are divine — just like the S-Cross.

KEYLESS ENTRY AND START

Keys buried in your purse or backpack? No problem with the S-Cross. Keyless entry allows you access through a button on the door handle, while the stop/start button turns on the car without needing the key inserted.

ADAPTIVE CRUISE CONTROL

Stay moving and be safe with adaptive cruise control, allowing you to follow the car in front at a suitable speed and distance. Stop and go functionality brings the car to a halt and starts moving again when the car in front does (within two seconds), perfect for city traffic.



Connect your phone of choice via USB or wirelessly in JLX Turbo with Apple CarPlay, and receive instant access to your music, messages, and maps, with directions given on the touchscreen or through voice command.

Peace of mind

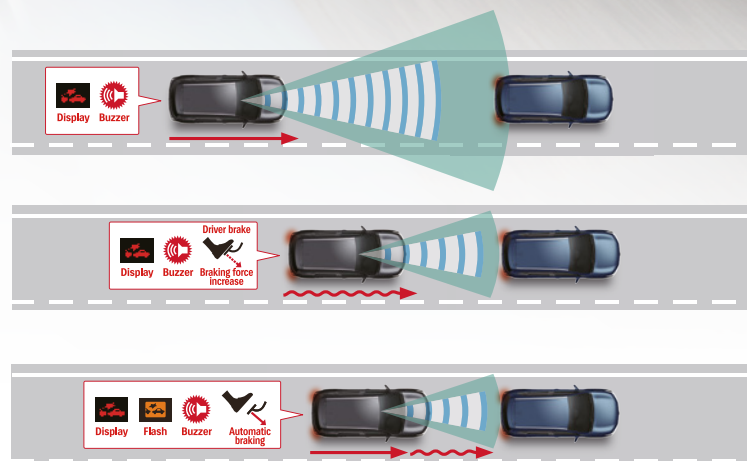
Rest easy in the new S-Cross as you are guided through the challenging world out there. Be protected from the unexpected with its TECT safety engineered body, 7 airbags and full suite of autonomous safety assist features. Now you are free to focus on the road ahead and all it holds.

Advanced Forward Detection System

To help support your safe driving, the S-Cross is equipped with Suzuki's Advanced Forward Detection System.* This employs a state-of-the-art monocular camera, laser sensor, and millimetre-wave radar with the aim of aiding the driver to avoid a collision or mitigate the damage.

The Advanced Forward Detection System includes:

- Dual Sensor Brake Support (DSBS)
- Lane departure warning
- Weaving alert
- Adaptive cruise control with stop & go



*Please do not rely on the Advanced Forward Detection System. It is only an aid and the ability to detect obstacles and lanes, and control the vehicle is limited. Always drive safely.



DUAL SENSOR BRAKE SUPPORT (DSBS)

Collision risk is lowered with this autonomous emergency braking system, which uses a monocular camera and laser sensor to detect vehicles or pedestrians in front. If a collision is imminent, DBSB issues a warning or engages automatic braking.

LANE DEPARTURE WARNING

Stay safely in your lane thanks to the lane departure warning function. At 60 km/h or faster, the monocular camera detects lane markers and warns the driver when the vehicle has left its lane.

WEAVING ALERT

Weaving alert monitors the vehicle's driving pattern at speeds of over 60 km/h and alerts the driver with audio and visual warnings if the pattern is erratic or straying from its line, such as due to driver fatigue.

ADAPTIVE CRUISE CONTROL WITH STOP & GO

Using millimetre-wave radar, the S-Cross accelerates and brakes automatically to maintain a safe distance from the vehicle in front. The stop & go function brings the car to a full stop when needed.

HILL HOLD CONTROL

Hill starts are easy with hill-hold control, which stops the car from rolling back when the driver shifts from the brake to the accelerator.

ABS WITH EBD AND BRAKE ASSIST

The anti-locking braking system (ABS) and electronic brakeforce distribution (EBD) help prevent loss of control when braking. ABS stops the wheels from locking while EBD varies the force applied to each wheel, providing a better brake balance, matched to the driving conditions.

FRONT AND REAR PARKING SENSORS


Handy for parking, the ultrasonic sensors in the front and rear bumpers detect objects within close range, then deliver visual and audio warnings to the driver.





One with the world

Take control of your destiny, no matter the terrain with ALLGRIP SELECT. Featuring four different modes, choose the one to match the environment or driving conditions as you explore in the new S-Cross. The ALLGRIP SELECT dial, located just beneath the gear selector, makes switching to a new path a breeze.




AUTO

Prioritises fuel economy in typical driving conditions, switching to 4WD only when slippage is detected.




SPORT

Increases cornering performance by allocating extra torque to the rear wheels. Engine response is improved by optimising the acceleration and torque characteristics.



SNOW

Provides enhanced stability and traction, especially during acceleration, on snowy, unpaved, or other slippery surfaces.



LOCK

Delivers maximum torque to the rear, helping get you out of sticky situations such as deep snow, mud or sand. Automatically switches to Snow mode at 60 km/h.

Equipment and specifications



INFOTAINMENT		JX TURBO	JLX TURBO
7-inch touchscreen		●	-
9-inch touchscreen		-	●
Satellite navigation		-	●
Six speaker tuner/SD		●	-
Seven speaker tuner/SD		-	●
Bluetooth®		●	●
Apple CarPlay and Android Auto™		●	●
Wireless Apple CarPlay		-	●
USB input		●	●

INSTRUMENT PANEL			
Tachometer		●	●
Information display	4.2 inch colour LCD	●	●
	Digital clock	●	●
	Outside temperature gauge	●	●
	Fuel consumption (instant, average, range)	●	●
	Gear position indicator	●	●
	Digital speed (running, average)	●	●
	ALLGRIP driving mode indicator	-	AWD
Lights-on and key reminder		●	●
Door ajar warning indicator		●	●
Seatbelt reminder for all seating positions		●	●

INTERIOR			
Dual zone climate air conditioning with pollen filter		●	●
Keyless entry and push-button start		●	●
Steering wheel	Leather covered	●	●
	Cruise, speed limiter, phone, audio controls	●	●
	Tilt and telescopic adjustable	●	●
	Paddle shifters	●	●
ALLGRIP 4-mode driving dial		-	AWD
Dual control heated front seats		●	●
Driver's side seat height adjuster		●	●
60:40 split-folding rear seats with two locking positions		●	●
Adjustable head restraints x 5		●	●
Leather-effect interior garnishes		-	●
Seat upholstery	Fabric	●	-
	Leather and leather-effect weave	-	●
Cabin lights	Front map, footwell, glovebox	●	●
	Centre cabin, lower box, vanity mirrors	●	●
Adjustable centre armrest with console box		●	●
Overhead console box		●	●
Front door storage pockets and armrests		●	●
Drink holders x 4 front, 4 rear		●	●
Removable luggage board		●	●
Removable luggage area cover		●	●
Luggage area light		●	●
12V accessory socket x 1 front, 1 rear		●	●

EXTERIOR		JX TURBO	JLX TURBO
Styling	Piano black front grille	●	●
	Front and rear under garnishes	●	●
	Wheel arch extensions and lower body mouldings	●	●
	Silver roof rails	●	●
Privacy glass (rear passenger and hatch)		●	●
Wheels	17-inch silver alloys	●	-
	17-inch polished face alloys	-	●
	Temporary spare wheel	●	●
Headlamps	LED projector	●	●
	Auto light-sensing	●	●
	Auto levelling	●	●
	LED daytime running lamps	●	●
Front fog lamps		●	●
Rear LED combination lamps		●	●
Door mirrors	Electrically adjustable	●	●
	Electrically folding with signal lamps	●	●
	Heated	●	●
Windscreen wipers	2-speed, variable intermittent, washer	●	●
	Auto rain-sensing	●	●
	Rear wiper with intermittent and washer	●	●

SAFETY AND SECURITY			
5 year extensive warranty programme		●	●
5 year roadside assistance		●	●
Adaptive cruise control with stop & go function		●	●
Dual Sensor Brake Support		●	●
Lane departure warning		●	●
Weaving alert		●	●
Reverse camera		●	●
360° view camera		-	●
Parking proximity sensors x4 front, 4 rear		●	●
Speed limiter		●	●
Hill hold control		●	●
Electronic Stability Programme (ESP®)		●	●
ABS with EBD and brake assist		●	●
Brake override system		●	●
4-wheel disc brakes		●	●
Side impact beams		●	●
Collapsible steering column		●	●
Brake decoupling mechanism		●	●
Dual front SRS airbags		●	●
Driver and passenger side SRS airbags		●	●
Front and rear curtain SRS airbags		●	●
Driver's knee SRS airbag		●	●
Front ELR seatbelts with pretensioners and force limiters		●	●
Rear 3-point ELR seatbelts x 3		●	●
ISOFIX child seat anchorages x 2 and tether anchorages x 3		●	●
Child-proof rear door locks		●	●
Engine immobiliser		●	●

DIMENSIONS			JX TURBO	JLX TURBO
Overall length	mm		4,300	
Overall width	mm		1,785	
Overall height	mm		1,585	
Wheelbase	mm		2,600	
Tread	Front	mm	1,535	
	Rear	mm	1,505	
Ground clearance	mm		175	
Minimum turning radius	m		5.4	

WEIGHTS			
Curb weight	2WD	min. kg	1,195
	AWD	min. kg	1,265
Gross vehicle weight		kg	1,745

ENGINE			
Type			K14C-DITC
Number of cylinders / valves			4 / 16
Piston displacement	cm3		1,373
Bore stroke	mm		73.0 x 82.0
Compression ratio			9.9:1
Maximum output	kW		103@5,500rpm
Maximum torque	nM		220@1,500-4,000rpm
Fuel distribution			Direct injection
Fuel type			95-98 RON
Fuel economy*	2WD combined AT	L/100 km	5.9 NEDC (6.6 3P-WLTP)
	AWD combined AT	L/100 km	6.2 NEDC (6.9 3P-WLTP)
CO2 emissions	2WD AT	g/km	138 NEDC (153 3P-WLTP)
	AWD AT	g/km	145 NEDC (161 3P-WLTP)

TRANSMISSION				
Type			6-stage Auto	
Drive system			2WD	2WD AWD


CHASSIS			
Steering			Electric power assisted rack and pinion
Brakes	Front		Ventilated discs
	Rear		Solid discs
Suspension	Front		MacPherson strut and coil spring
	Rear		Torsion beam and coil spring
Tyres			215/55R17

CAPACITIES			
Seating capacity	Persons		5
Luggage capacity	Maximum volume	Litres	1,230
	Rear seats raised	Litres	430-440 (VDA method)
Fuel tank capacity		Litres	47
Towing capacity	Unbraked / Braked	kg	600 / 1,200

S-CROSS JX TURBO



S-CROSS JLX TURBO



JX TURBO Fabric


JLX Leather & leather-effect weave



Cool White Pearl (ZNL)

Silky Silver 2 Metallic (ZCC)

Canyon Bronze Pearl Metallic (ZQ3)



Sphere Blue Pearl (ZQ4)

Energetic Red Pearl (ZQ5)

Titan Dark Grey Pearl Metallic (ZZZ)



Cosmic Black Pearl (ZCE) JLX Turbo only

SUZUKI NEW ZEALAND LIMITED 1 HEADS ROAD, WHANGANUI. WWW.SUZUKI.CO.NZ

Standard and optional equipment available may vary from time to time. Some international models illustrated – please enquire at your Suzuki dealer for exact specifications. Suzuki New Zealand Ltd reserves the right to change, without notice, prices, colours, materials, equipment, specifications and models, and also to discontinue models. *Fuel consumption will vary due to factors such as vehicle condition, driving style and traffic conditions.

ESP® is a registered trademark of Daimler AG. Bluetooth® is a registered trademark of Bluetooth SIG, Inc. For more details including iPhone models compatible with Apple CarPlay, see: <http://www.apple.com/ios/carplay>. Apple, Apple CarPlay and iPhone are trademarks of Apple Inc., registered in the U.S. and other countries. Android Auto requires the Android Auto app from Google Play, and an Android compatible smartphone running Android™ 5.0 Lollipop or higher: <https://support.google.com/androidauto>. Android and Android Auto are trademarks of Google LLC.



A little goes a looooong way

In a new Suzuki, your smile will be stuck on high beam as you zip around. You may even let out a giggle, or wave when you spot another.

Not only are Suzuki cars and SUVs fuel efficient – they are affordable, safe and sooooo much fun to drive. With our advanced small engine technology and innovative design, you'll get loads of value without compromising performance, and with Suzuki's longstanding commitment to fuel economy, a little really does go a long way.

So turn every journey into a joyride with Suzuki. Let us help you find the one that suits your lifestyle and needs, with an ownership experience second to none.

Supporting our community

We support those things Kiwis care about; the organisations and worthy causes making a difference to New Zealand lives. Suzuki is honoured to get behind these passionate people and fun events which make a difference in our community.

WHĀNAU ĀWHINA PLUNKET

Whānau Āwhina Plunket is Aotearoa's largest support service for the health and wellbeing of tamariki under-five and their whānau. They see around 85% of all newborn babies and provide free health and development checks, a 24/7 parenting helpline, and a range of local services. Support staff and nurses use a combination of Swift Hybrid and S-Cross vehicles for home visits and other business.

LEUKAEMIA & BLOOD CANCER NZ

With a vision to cure and a mission to care, this amazing organisation works tirelessly helping everyday Kiwis come to terms with leukaemia, lymphoma, myeloma and related blood conditions. Last year, the frontline support services team covered more than 50,000 kilometres in their brightly coloured Suzuki Balenos and Swifts; providing patients, their family and friends with emotional and practical support.

AA DRIVING SCHOOL

With over 1.5 million members the AA is New Zealand's largest automobile club. Their driving school is one of the most respected in the country and includes programmes for drivers of all levels. Thousands of kiwis have learnt to drive or improved their skills in the school's fleet of modified dual control Swifts. Swift's 5-star safety, agility and easy handling make it the perfect choice for learners.

MAKING DRIVERS SAFER

To help make our roads safer for everyone, Fleetcoach has developed a virtual driver training programme for employers to identify, train and upskill their staff. State-of-the-art interactive videos put drivers behind the wheel of a Suzuki, allowing them to identify driving hazards and improve their road safety skills online.



REAL VALUE

Real Value isn't just about sharp pricing, it's about worry-free enjoyment of your new Suzuki and protecting its on-going value.

5 YEAR WARRANTY PACKAGE

A comprehensive 3 year/100,000 km new vehicle warranty. This covers your entire vehicle for the most important part of its lifecycle and includes a 2 year powertrain warranty extension for a total of 5 years worry-free motoring.

5 YEAR SUZUKI ASSIST

This is one of New Zealand's most comprehensive roadside assistance programmes. It has you covered all day, every day for 5 years from when you first buy your Suzuki – no matter how many kilometres you travel.

www.suzuki.co.nz



suzuki.co.nz



VIEW CURRENT OFFERS