

# Kia EV9



Movement that inspires



# We're taking electric to a whole new place.

At Kia, a new force is moving us forward.

We call it Opposites United; a new design philosophy that uses the concepts of disruption and contrast to create beautiful, sustainable and inspiring mobility.

Now with EV9 we're taking we're taking Opposites United in a bold new direction with an all-electric SUV that redefines what's possible.



Movement that inspires



## EV9. The next big thing.

Imposing, capable and comfortable, the fully electric Kia EV9 sets a new benchmark for full-sized SUV's.

Whether it's cruising over 500 kilometres\* on a single charge or towing the boat to the bach, with the new seven-seat EV9 you have the power and range to go wherever life's adventures take you.



# Plug in and play.

With the choice of Rear Wheel Drive (RWD) or All Wheel Drive (AWD) electric powertrains, the EV9 opens your horizons to new adventures.



EV9 is designed with Kia's E-GMP (Electric Global Modular Platform) and 4th generation battery technology, ensuring road trip-worthy comfort, spirited performance and extended range.

With 177mm of ground clearance, EV9's purpose-built EV platform can handle going beyond the blacktop.

The standard EV9 Light offers a potent 160 kW and 350 Nm of torque, while the dual motor, AWD EV9 Earth and GT Line models deliver 282.6 kW and a massive 600 Nm - taking you from 0 to 100 km/h in just 6 seconds.

The EV9 Earth and GT-Line add the surefooted confidence of torque-vectoring e-AWD, with dual motors delivering blistering acceleration and assured all-weather traction.



# Power your adventures.

With ultra-fast charging, your EV9 won't be standing still for long.

EV9's multi- charging system accepts both 400 V and 800 V DC chargers, giving you access to hundreds of charging stations around New Zealand. Regenerative braking extends your range even further, while waste heat is recaptured to reduce winter range loss by almost 19% (grade dependent).



When you need a little extra boost for something else, like inflating an air-mattress or running a fridge, EV9's Interior Vehicle-to-load (V2L) delivers 3.6kW of 220 V AC power - more than enough to run your devices.

An External V2L kit is also available as a vehicle accessory from your Kia dealer.

Overseas Model Shown



# Space capsule.

Inspired by Kia's 'Opposites United' design philosophy, the interior of the EV9 is a showcase of minimalist luxury.

The long wheelbase and flat floor create an ultra wide cabin with generous space for seven passengers to relax in comfort in three rows of seats.


A floating console houses two panoramic HD touchscreens, while Dual Zone Climate Air Conditioning maintains a perfect interior temperature.

The driver and front passenger enjoy heated and cooled seats with power adjustment and power lumbar support standard across the range. GT Line models add driver and front Passenger Premium Relaxation Seats with a memory power driver's seat as well as heated and ventilated second row outer seats.

Even with the seats up, there's still plenty of space for gear with an enormous 2,318 litres of space available when the 2nd and 3rd row seats are lowered.




GT Line Only,  
Overseas Model Shown



Overseas Model Shown

# Fully loaded.

The EV9 has so much onboard technology it's amazing that it still has plenty of room for seven passengers.



From the moment you activate the EV9 using fingerprint recognition or your Smart Key, a suite of advanced systems are at your service to make driving effortless.

Two panoramic 12.3" touch screens, plus a 5" HVAC (Heating, Ventilation & Air Conditioning) screen displays satellite navigation and infotainment with effortless control via Apple Car Play™ or Android Auto™

On the road, the EV9's augmented reality, heads-up display projects key information, including speed, navigation guidance and lane safety information onto the windscreen.

All-electric drive and sound insulation combine to create a hushed and Zen-like cabin, perfect for enjoying the 8-speaker audio system or 14-Speaker Meridian® surround sound system in GT Line models.

On AWD models, the Surround View Monitor provides a zoomable, 360 degree view of your EV9 and its surroundings - a great confidence boost when manoeuvring in tight spaces or parallel parking. Alternatively, simply leave it to the Remote Smart Parking Assist on GT Line models to park your EV9 for you.



Overseas Model Shown

# Flying fortress.

More than 20 advanced driver-assistance and collision avoidance systems make the EV9 one of the safest vehicles on the road.

While reversing at low speed from a park, the EV9 warns you and assists with braking if it detects an oncoming vehicle. When you exit the EV9, Safe Exit Assist will warn you and if necessary, keep the door locked if it detects a vehicle approaching from behind in the blind spot.

On the open road, Smart Cruise Control (SCC) with Stop & Go uses radar sensors and a camera to maintain a safe distance from the vehicle directly ahead while a trio of anti-collision systems scans for pedestrians and oncoming vehicles at intersections.

# The journey to sustainability.

Kia's vision to become a Sustainable Mobility Solutions Provider involves finding solutions that will move the world forward in a way that reduces our impact on the environment.



We're striving to reduce our environmental impact across the entire lifespan of our products. That includes rethinking traditional ideas of luxury by introducing vegan leather in all of our EV vehicles.

The EV9 demonstrates how these materials can be turned into purposeful and beautiful materials, making extensive use of sustainable, bio-based plastics and foams and upcycled materials, including plant based fibres and ocean plastic waste. Recovered fishnets are transformed into luxurious flooring, eucalyptus leaves are used to form the headliners while seats and interior fabric are made from a composite of recycled plastic bottles and wool fibres.

Of course as you relax in the luxurious interior of EV9, you won't notice any of this sustainable technology. That's how inspiration becomes innovation.




# Colour inspired by nature.

Personalise your EV9 in exterior colours inspired by nature: Light, Air, Earth and Water. Our BTX-free paint process offers a high-quality protection and finish while minimising the use of polluting chemicals.

## Gloss




Snow white pearl




Panthera metal




Aurora black



Ivory silver



Ocean blue



Iceberg green

## Matte\*



Ivory silver



Ocean blue

\*Only Available on GT-Line

# Wheels.

A big footprint, without a big carbon footprint.



19" Alloy



20" Alloy



21" Alloy\*

\*Only Available on GT-Line

# Specifications.

	LIGHT	EARTH	GT-LINE
<b>DRIVETRAIN</b>	Standard Range (SR)	Long Range (LR)	
Driven Wheels	Rear Wheel Drive (2WD)	All Wheel Drive (AWD)	
Electric Motor Type	Permanent Magnet Synchronous Motor (PMSM)		
Maximum Power - Rear Motor / Front Motor	160 kW / -	141.3 kW / 141.3kW	
Maximum Torque - Rear Motor / Front Motor	350 Nm / -	300 Nm / 300Nm	
Combined System Output (Power / Torque)	160 kW / 350 Nm	282.6 kW / 600 Nm	
Combined Energy Efficiency (kWh / 100km)	To Be Finalised	To Be Finalised	To Be Finalised
CO <sub>2</sub> Emissions	0g / km CO <sub>2</sub>		
<b>BATTERY</b>	Lithium-ion Polymer Battery		
Battery Type	Lithium-ion Polymer Battery		
Battery Capacity (kWh)	76.1 kWh	99.8 kWh	
Voltage (V)	632 V	552 V	
Capacity (Ah)	120.6 Ah	180.9 Ah	
Battery Weight (kg)	463.3 kg	556.5 kg	
Battery Heating System	●	●	●
<b>TRANSMISSION</b>	Single Speed Reduction Gear (SSRG)		
Gearbox	Single Speed Reduction Gear (SSRG)		
Final Gear Ratio (Constant)	13.16	10.65 (Front) / 13.16 (Rear)	
Shift Controller type	Column-Type Shift-By-Wire (SBW)		
<b>MAXIMUM RANGE &amp; PERFORMANCE</b>	To Be Finalised	To Be Finalised	To Be Finalised
Maximum Range	To Be Finalised	To Be Finalised	To Be Finalised
Maximum Speed	190 km / h	200 km / h	
0 - 100 km/h	8.2 sec	6.0 sec	
<b>AC NORMAL CHARGING**</b>	11 kW		
On Board Charger (OBC) Maximum Capacity	11 kW		
AC Charge with ICCB (In Cable Control Box) up to 100% (230V / 12A)	Approx 31 Hours	Approx 40 Hours 35 Minutes	
AC Charge (10% ~ 100%) with 11kW Charger	Approx 7 Hours	Approx 9 Hours 5 Min	
<b>DC FAST CHARGING**</b>	Approx 63 Minutes		
DC Fast Charge (10% ~ 80%) with 50kW Charger	Approx 63 Minutes	Approx 83 Minutes	
DC Fast Charge (10% ~ 80%) with 350kW Charger	Approx 20 Minutes	Approx 24 Minutes	
<b>SUSPENSION</b>	McPherson Strut + Dual Lower Arm Type		
Front Suspension	McPherson Strut + Dual Lower Arm Type		
Rear Suspension	Multi-Link (5 Link)		
<b>WHEELS &amp; TYRES</b>	255/60R19	275/50R20	285/45R21
Tyres / Wheels	255/60R19	275/50R20	285/45R21
Wheel Size / Type	19" Alloy	20" Alloy	21" Alloy
Alloy Wheel Aero Cover	●	●	●
Tyre Brand	Nexen	Kumho	Continental
Tyre Pressure Monitoring System (TPMS)	●	●	●
Spare Wheel Type	Temporary Mobility Kit (TMK)		
<b>BRAKES</b>	360 mm Ventilated Discs		
Front Brakes (Type / Diameter)	360 mm Ventilated Discs		
Rear Brakes (Type / Diameter)	345 mm Solid Discs		
Electric Park Brake with Auto Hold	●	●	●

	LIGHT	EARTH	GT-LINE
<b>STEERING</b>	Rack Mounted R-MDPS		
Steering System	Rack Mounted R-MDPS		
Minimum Turning Radius (Meters)	6.19 m		
Steering Wheel Turn (Lock to Lock)	2.93		
Steering Wheel Adjustment	Manual Tilt & Telescopic		Electric Tilt & Telescopic (with Memory Seat)
Drive Mode Integrated Control	●	●	●
Steering Wheel Paddle Shifters	●	●	●
<b>SAFETY FEATURES</b>	Not Yet Rated		
Safety Rating	Not Yet Rated		
Forward Collision Avoidance Assist (FCA 2); Car   Pedestrian   Cyclist   Junction Turning/Crossing   Lane-Change Oncoming/Direct Oncoming	●	●	●
Lane Keep Assist System; Line/Road Edge (LKAS)	●	●	●
Lane Follow Assist System 2 (LFAS 2)	●	●	●
Driver In Cabin Status Monitor - Camera	●	●	●
Blind Spot Collision Avoidance Assist - Rear (BCA)	●	●	●
Rear Cross Traffic Collision Avoidance Assist (RCCA)	●	●	●
Highway Driving Assist 2 (HDA 2)	●	●	●
Parking Collision Avoidance Assist (PCA) ; Reverse	-	●	-
Parking Collision Avoidance Assist (PCA) ; Reverse / Forward / Side	-	-	●
Blind Spot View Monitor (BVM)	-	●	●
Smart Cruise Control (SCC) with Stop & Go	●	●	●
Intelligent Speed Limit Assist (ISLA)	●	●	●
Manual Speed Limit Assist (MSLA)	●	●	●
ABS Brakes with ESC + DBC + HAC + TSA + MCB	●	●	●
Multi-Collision Brake System (MCB)	●	●	●
Hill-Start Assist Control (HAC)	●	●	●
Electronic Stability Control (ESC)	●	●	●
Vehicle Stability Management (VSM)	●	●	●
Trailer Stability Assist (TSA)	●	●	●
Dual Front and Side Airbags	●	●	●
Dual 2nd Row Side Airbags	●	●	●
Dual Side Curtain Airbags	●	●	●
Front Centre-Side Airbag	●	●	●
Front Seatbelt Pretensioners / Load Limiters	●	●	●
Height Adjustable Front Seatbelts	●	●	●
3 Point ELR Seatbelts (All Seats)	●	●	●
Rear Seat Occupant Alert with Sensor	●	●	●
Safe Exit Assist (SEA) - Warning/Locking	●	●	●
Seatbelt Reminders for all Seats	●	●	●
ISOFIX Child Seat Anchor Points - 2nd & 3rd Rows	●	●	●
Top Tether Child Seat Anchor Points - 2nd & 3rd Rows	●	●	●
Power Child Safety Lock (Auto)	●	●	●
Impact Sensing Auto Door Unlock	●	●	●

# Specifications (continued)

	LIGHT	EARTH	GT-LINE
<b>SAFETY FEATURES (CONTINUED)</b>			
Speed Sensing Auto Door Lock	●	●	●
Remote Smart Park Assist (RSPA 2)	-	-	●
Parking Sensors	Front & Rear	Front/Rear/Side	
Rear View Monitor with Dynamic Guidelines (With Switch)	●	-	-
Surround View Monitor (SVM)	-	●	●
<b>EXTERIOR FEATURES</b>			
LED Headlights (Wide Projection) with Low Beam Assist	●	●	-
LED Headlights (Small Cube Projection) with IFS	-	-	●
LED Daytime Running Lights (DRL)	●	●	●
LED Position Lamps	●	●	●
Auto Light Control	●	●	●
Dynamic Welcome Light (Front & Rear)	●	●	●
Rear Spoiler with LED High Mount Stop Light	●	●	●
Rear LED Fog Lamp	●	●	●
LED Rear Combination Lamps	●	●	●
Electrically Adjustable, Folding & Heated Side Mirrors	●	●	-
Electro Chromic Side Mirrors with High Glossy Cover	●	●	-
Digital (Camera) Side Mirrors with Electric Folding	-	-	●
Auto Flush Outside Door Handle - Body Colour	●	●	●
Solar & Acoustic Windshield with Solar Front Door Glass	●	●	●
Privacy Glass (Rear Windows & Tailgate)		Solar	●
Laminated Front & Rear Windows	●	●	●
Aeroblade Front Wipers	●	●	●
Body Coloured Front Grille	●	●	●
Bumper Trim	Non-Painted	Black Paint	
Bumper Molding	Bright Colour	Black	
Side Sill - Non Painted	●	●	●
Door Garnish	Non-Painted	Black Paint	
Window Beltline	Satin Finish	Dark Satin Finish	
Silver Paint Front & Rear Skid Plates	●	●	●
Dual Tilting & Sliding Power Sunroof (with One Touch Safety)	-	-	●
Roof Rails	Low Profile Type	Bridge Type	
<b>INTERIOR FEATURES</b>			
Seating Configuration		7 Seats	
Interior Seat Trim		Composite Leather	
Power Driver & Front Passenger Seats	●	●	●
Memory Driver's Power Seat	-	-	●
Driver's Seat Power Lumbar Support (Aircell Type)	●	●	-
Driver's Seat Power Lumbar Support (2 Cell Aircell Type)	-	-	●
Front Passenger's Seat Power Lumbar Support (Aircell Type)	●	●	●
Height Adjustable Headrests with Driver & Passenger Up/Down & Sliding	●	●	●
Driver's Seat Power Bolster Adjuster (Seat Back & Cushion)	-	-	●
Heated Front Seats	●	●	●
Heated 2nd Row (Outer) Seats	-	-	●

	LIGHT	EARTH	GT-LINE
Ventilated Front Seats	●	●	●
Ventilated 2nd Row (Outer) Seats	-	-	●
Driver & Front Passenger Premium Relaxation Seats	-	-	●
60:40 Split Folding 2nd Row Seat	●	●	●
50:50 Split Folding 3rd Row Seat	●	●	●
Remote Folding 2nd Row Seats	●	●	●
Walk-in Device (Rear)	●	●	●
4-Spoke Composite Leather Steering Wheel	●	With Illuminated KIA Badge	
Steering Wheel Paddle Shifters	●	●	●
Heated Steering Wheel	●	●	●
Aluminium Sports Pedals	-	-	●
Inside Door Handle Coating	Metal Paint	IP Coating	
Interior Crash Pad Mood Lighting	-	●	●
Premium Driver & Front Passenger's Seat Back Panel	●	●	●
LED Front Overhead Console Lamp & 3rd Row Lamps	●	●	●
LED Rear Cargo Lamp	●	●	●
LED Front Trunk (Frunk) Lamp	●	●	●
Centre Console Storage Box	Standard	Cloth	
Deluxe Door Scuff	Standard	●	●
Centre Fascia Pattern	Metal Paint	Satin Chrome	
Interior Roof & Pillar Trim	Cloth		Suede
Luggage Cargo Screen	●	●	●
Luggage Net & Net Hook	●	●	●
Under Floor Storage Box	●	●	●
<b>COMFORT &amp; CONVENIENCE FEATURES</b>			
12.3" TFT LCD Colour Infotainment Display + RDS + DAB	●	●	●
Integrated 12.3" TFT LCD Colour Cluster & 12.3" TFT LCD Colour Display	●	●	●
5" HVAC (Heating, Ventilation & Air Conditioning) Display	●	●	●
Satellite Navigation	●	●	●
8 Speaker Audio	●	●	-
14 Speaker Meridian® Premium Surround Sound Audio System	-	-	●
Apple CarPlay™ ∞	●	●	●
Android Auto™ †	●	●	●
AUX/USB Media Input	●	●	●
Bluetooth Connectivity with Voice Recognition	●	●	●
Head-up Display	-	-	●
Interior Vehicle-To-Load (V2L) Outlet - Cargo Side	●	●	●
Exterior V2L Capability	(Requires Adaptor Sold As Optional Accessory)		●
USB Charging Ports - Outside Console, Front Seat-Side & Luggage Side	●	●	●
2x 12V Power Outlet - 1x Floor Console, 1x Rear Luggage Side	●	●	●
Wireless Phone Charger	●	●	●
Steering Wheel Mounted Controls	●	●	●

# Specifications (continued)

	LIGHT	EARTH	GT-LINE
<b>COMFORT &amp; CONVENIENCE FEATURES (CONTINUED)</b>			
Dual Zone Climate Control Front Air Conditioning	●	●	●
Single Zone Rear Air Conditioning	●	●	●
Auto Window Defogger	●	●	●
2nd Row Seat Heating Duct	●	●	●
Electro Chromic Rear View Mirror (ECM)	●	●	-
Electro Chromic Rear View Mirror (ECM) with Full (Digital) Display	-	-	●
Power Windows Front & Rear	●	●	●
Front & Rear Auto Up/Down & Safety (Variable Speed) Windows	●	●	●
Remote Central Locking	●	●	●
Rain Sensing Front Wipers	●	●	●
Low Washer Fluid Warning	●	●	●
Fingerprint Recognition (AVN & Engine Start)	●	●	●
Smart Key with Interior Engine Start/Stop Button	●	●	●
Immobilizer	●	●	●
Sliding Sunvisors with LED Illuminated Vanity Mirrors	●	●	●
Rear Door 2nd Row Window Curtains - Manual	-	-	●
Power Height Adjustable Tailgate	●	●	●
Heat Pump System (with Waste Heat Recycling)	●	●	●
PTC Heater	●	●	●
Hood Insulator	●	●	●
<b>DIMENSIONS</b>			
Overall Length (mm)	5,010 mm		5,015 mm
Overall Width (mm)		1,980 mm	
Overall Height (mm)	1,755 mm		1,780 mm
Wheelbase (mm)		3,100 mm	
Minimum Ground Clearance (mm)		177 mm	
<b>WEIGHT &amp; CAPACITIES</b>			
Tare Weight	To Be Finalised	To Be Finalised	To Be Finalised
Luggage Capacity - 2nd & 3rd Row Seats Up/Down (VDA)		333 L / 2,318 L	
Front Trunk (Frunk) Capacity & Max. Payload	90L / 40kg		52L / 20kg
Towing Capacity - Braked / Unbraked	To Be Finalised		To Be Finalised
Information contained herein is for comparative purposes only. Specifications at any given time may vary to the above.			

Information contained herein is for comparative purposes only. Specifications at any given time may vary to the above.

\* Driving range figures standards are calculated using the World Harmonised Light Vehicle Test Procedure (WLTP). Actual results achieved will differ according to operating conditions and driving style.

\*\* Charging times of the high voltage battery may vary according to the condition and durability of the high voltage battery, charger specifications and ambient temperature.

\*\*\* Not all handsets may be compatible..

\*\*\*\* Maximum Towing Capacity should only be achieved when the battery has more than 35% charge remaining

∞ Apple CarPlay: Requires an iPhone 5 or later and it is recommended to always update your iPhone to the latest iOS release. Use the Apple Lightning cable provided with your phone, or Apple certified Lightning cable.

† Android Auto: Requires an Android phone with Android 5.0 Lollipop or higher. It is recommended to always update your phone to the latest OS release. Use the USB cable provided with your phone.

Kia cannot guarantee continued compatibility.

# Kia confidence goes further.



All new Kia Passenger Vehicles come with an impressive 5-Year/150,000 km (whichever comes first) Warranty Programme covering against manufacturing or assembly defects. This warranty programme is transferable between owners and emphasises our commitment to our customers.



All new Kia vehicles that are powered by a high-voltage drive battery come with a 8-year/160,000 km (whichever comes first) warranty that covers components found in the drive battery case. In the event that your vehicle becomes immobile due to a high voltage battery or system failure, we'll cover the cost of the tow to the nearest authorised Kia dealer.



If you and your new Kia were unfortunately involved in an incident or crash that requires body repairs to your Kia, Kia Incident Care is here to help you, and is free for the first five years.



A Roadside Assistance Programme for the duration of the Warranty Period is also offered on every new Kia at no cost. In the unlikely event that your Kia has broken down, help is only a call away and trained staff will be dispatched to your location. If a repair cannot be conducted on the spot, the vehicle will be towed free of charge to the nearest Kia dealer.



Movement that inspires